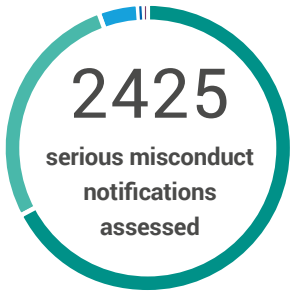


# Integrity and conduct at a glance | 2017

## Serious misconduct



- 1633 notified by notifying authorities (67%)
- 661 reported by individuals (27%)
- 107 referred from the Public Sector Commission (4%)
- 15 notified as reviewable police action (1%)
- 9 propositions of alleged serious misconduct made by the CCC (less than 1%)



- 2953 no further action taken (60%)
- 1880 referred to an appropriate authority or independent agency for action (38%)
- 59 investigated by the CCC (1%)
- 37 preliminary investigations conducted by CCC (1%)
- 10 assessments ongoing (less than 1%)

Source: Corruption and Crime Commission (CCC)

## Minor misconduct



### Source

- 362 notified by principal officers (68%)
- 172 reported by individuals (32%)



### Action

- 389 referred to the authority (40%)
- 184 referred to an appropriate third party (19%)
- 40 investigated by the Commission (4%)
- 278 no actions required (29%)
- 78 assessment ongoing (8%)



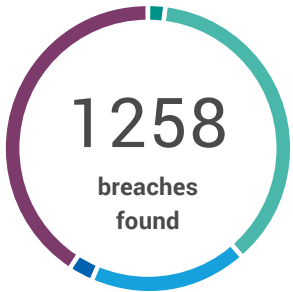
### Outcome

- 68 employment terminated (35%)
- 75 training, counselling or other improvement action mandated (39%)
- 45 not terminated but other sanction applied (23%)
- 6 no sanction applied (3%)

### Discipline/breaches of ethical codes



- 50 Universities (3%)
- 602 Local governments (35%)
- 307 Other Schedule 1 (18%)
- 33 Boards and committees (2%)
- 733 Public sector agencies (42%)

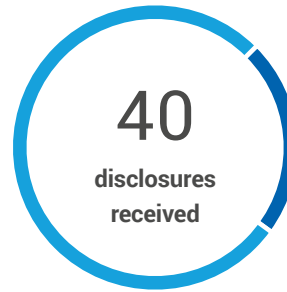


- 27 Universities (2%)
- 459 Local governments (36%)
- 226 Other Schedule 1 (18%)
- 35 Boards and committees (3%)
- 511 Public sector agencies (41%)



- 966 training, counselling or improvement (69%)
- 170 termination of employment (12%)
- 63 other sanctions applied (4%)
- 207 no sanctions applied (15%)

### Public interest disclosure



- 9 were assessed as appropriate under the PID Act (23%)

There are 540 public interest disclosure (PID) officers across the sectors

### Grievances



- 122 authorities completed formal grievance cases
  - 75 dealt with interpersonal conflict
  - 63 dealt with bullying
  - 57 dealt with inappropriate personal behavior
  - 22 dealt with discrimination
  - 45 dealt with other types of grievances
- 245 authorities did not have formal grievance cases

\* each grievance lodged may contain multiple allegations

### Breach of standard claims (public sector only)



- 98 dealt with by public sector agencies (52%)
- 90 dealt with by the Commission (48%)

0 breaches substantiated